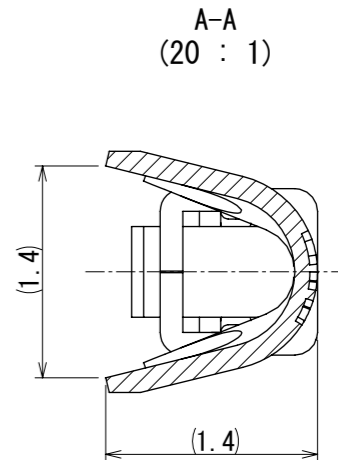
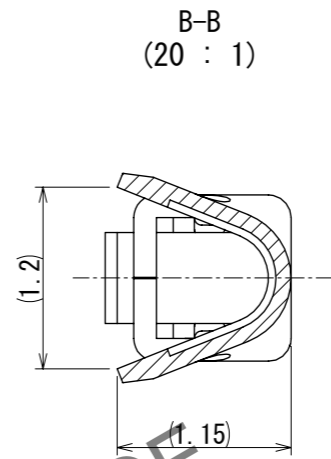
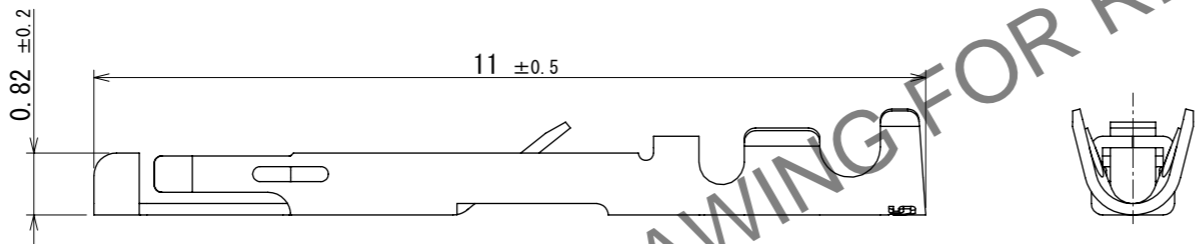
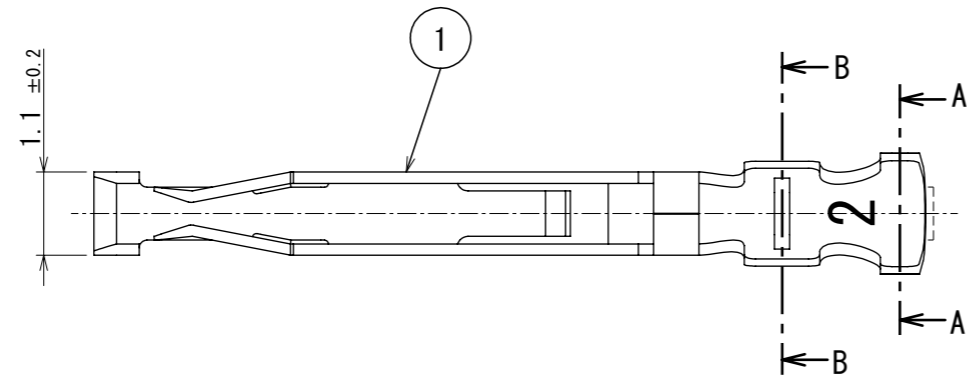
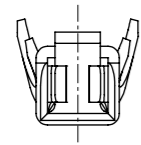


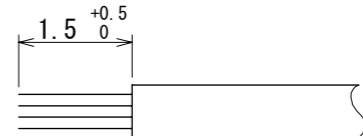
Dec.1.2025 Copyright 2025 HIROSE ELECTRIC CO., LTD. All Rights Reserved.
 In case of consideration for using Automotive equipment / device which demand high reliability, kindly contact our sales window correspondents.

1 2 3 4 5 6 7 8

A
B
C
D
E
F



3 Fig.1 Recommended cable preparation dimensions



HRS DRAWING FOR REFERENCE

- Notes
- 1 This product is apply to the wire 26 to 30 AWG(Wire jacket diameter $\phi 1$ max).
 - 2 Applicable operation crimp tool:HT102/HR30-1.
 - 3 Recommended cable preparation dimensions are shown in Fig.1.
 - 4 Per pack:100 contacts.

△ CAD change

1	Phosphor bronze	Selective gold plating					
NO.	MATERIAL	FINISH	REMARKS	NO.	MATERIAL	FINISH	REMARKS
UNITS mm		SCALE 10:1	COUNT 1	DESCRIPTION OF REVISIONS DIS-C-00019619	DESIGNED KS. TAKAHASHI	CHECKED HY. KOBAYASHI	DATE 2025.04.02
APPROVED : MR. YOSHIDA 2005.01.05				DRAWING NO. EDC-112590-00-00			
CHECKED : MO. SATOH 2005.01.05				PART NO. HR30-SC-111			
DESIGNED : YH. YAMADA 2005.01.05				CODE NO. GL0130-0023-6-00			
DRAWN : YH. YAMADA 2005.01.05				1/1			

FORM HC0011-5 1 2 3 4 5 6 7 8