

Zener Diodes

BZX79C2V4 - BZX79C18

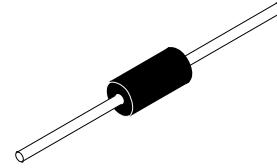
ABSOLUTE MAXIMUM RATINGS (Note 1)

Values are at $T_A = 25^\circ\text{C}$ unless otherwise noted.

Symbol	Parameter	Value	Unit
P_D	Power Dissipation @ $T_L \leq 75^\circ\text{C}$, Lead Length = 3/8"	500	mW
	Derate above 75°C	4.0	mW/ $^\circ\text{C}$
T_J, T_{STG}	Operating and Storage Temperature Range	-65 to +200	$^\circ\text{C}$

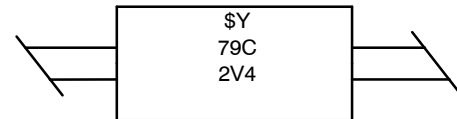
Stresses exceeding those listed in the Maximum Ratings table may damage the device. If any of these limits are exceeded, device functionality should not be assumed, damage may occur and reliability may be affected.

1. These ratings are limiting values above which the serviceability of the diode may be impaired.



AXIAL LEAD
CASE 017AG

MARKING DIAGRAM



\$Y	= Logo
79C	= Specific Device Code
2V4	= Specific Device Code

ORDERING INFORMATION

See detailed ordering and shipping information on page 3 of this data sheet.

BZX79C2V4 – BZX79C18

ELECTRICAL CHARACTERISTICS Values are at $T_A = 25^\circ\text{C}$ unless otherwise noted.

Device	Zener Voltage (Note 2)			$Z_Z @ I_Z (\Omega)$	Leakage Current		$T_C (mV/C)$		$C (pF)$
	Min	Max	$I_Z (mA)$	Max	$I_R (\mu A)$	$V_R (V)$	Min	Max	$V_Z = 0, f = 1 \text{ MHz}$
BZX79C2V4	2.2	2.6	5	100	100	1	-3.5	0	255
BZX79C2V7	2.5	2.9	5	100	75	1	-3.5	0	230
BZX79C3V3	3.1	3.5	5	95	25	1	-3.5	0	200
BZX79C3V6	3.4	3.8	5	90	15	1	-3.5	0	185
BZX79C3V9	3.7	4.1	5	90	10	1	-3.5	+0.3	175
BZX79C4V3	4.0	4.6	5	90	5	1	-3.5	+1.0	160
BZX79C4V7	4.4	5	5	80	3	2	-3.5	+0.2	130
BZX79C5V1	4.8	5.4	5	60	2	2	-2.7	+1.2	110
BZX79C5V6	5.2	6	5	40	1	2	-2	+2.5	95
BZX79C6V2	5.8	6.6	5	10	3	4	0.4	3.7	90
BZX79C6V8	6.4	7.2	5	15	2	4	1.2	4.5	85
BZX79C7V5	7.0	7.9	5	15	1	5	2.5	5.3	80
BZX79C8V2	7.7	8.7	5	15	0.7	5	3.2	6.2	75
BZX79C9V1	8.5	9.6	5	15	0.5	6	3.8	7	70
BZX79C10	9.4	10.6	5	20	0.2	7	4.5	8	70
BZX79C11	10.4	11.6	5	20	0.1	8	5.4	9	65
BZX79C12	11.4	12.7	5	25	0.1	8	6	10	65
BZX79C13	12.4	14.1	5	30	0.1	8	7	11	60
BZX79C15	13.8	15.6	5	30	0.05	10.5	9.2	13	55
BZX79C16	15.3	17.1	5	40	0.05	11.2	10.4	14	52
BZX79C18	16.8	19.1	5	45	0.05	12.6	12.9	16	47
V_F Forward Voltage = 1.2 V Max. @ $I_F = 200 \text{ mA}$									

Product parametric performance is indicated in the Electrical Characteristics for the listed test conditions, unless otherwise noted. Product performance may not be indicated by the Electrical Characteristics if operated under different conditions.

2. Zener Voltage (V_Z). The zener voltage is measured with the device junction in the thermal equilibrium at the lead temperature (T_L) at $30^\circ\text{C} \pm 1^\circ\text{C}$ and 3/8" lead length.

MARKING INFORMATION

Device	Line 1	Line 2	Line 3
BZX79C2V4	LOGO	9C	2V4
BZX79C2V7			2V7
BZX79C3V3			3V3
BZX79C3V6			3V6
BZX79C3V9			3V9
BZX79C4V3			4V3
BZX79C4V7			4V7
BZX79C5V1			5V1
BZX79C5V6			5V6
BZX79C6V2			6V2
BZX79C6V8			6V8
BZX79C7V5			7V5
BZX79C8V2			8V2

BZX79C2V4 – BZX79C18

MARKING INFORMATION (continued)

Device	Line 1	Line 2	Line 3
BZX79C9V1	LOGO	9C	9V1
BZX79C10			10
BZX79C11			11
BZX79C12			12
BZX79C13			13
BZX79C15			15
BZX79C16			16
BZX79C18			18

ORDERING INFORMATION

Part Number	Package	Shipping [†]
BZX79C10	Axial Lead	5000 / Bulk Bag
BZX79C10–T50A		5000 / Fan–Fold
BZX79C11		5000 / Bulk Bag
BZX79C11–T50A		5000 / Fan–Fold
BZX79C12		5000 / Bulk Bag
BZX79C12–T50A		5000 / Fan–Fold
BZX79C13–T50A		5000 / Fan–Fold
BZX79C15		5000 / Bulk Bag
BZX79C15–T50A		5000 / Fan–Fold
BZX79C15–T50R		5000 / Tape & Reel
BZX79C16–T50A		5000 / Fan–Fold
BZX79C18–T50A		5000 / Fan–Fold
BZX79C2V4		5000 / Bulk Bag
BZX79C2V4–T50A		5000 / Fan–Fold
BZX79C2V7		5000 / Bulk Bag
BZX79C2V7–T50A		5000 / Fan–Fold
BZX79C3V3		5000 / Bulk Bag
BZX79C3V3–T50A		5000 / Fan–Fold
BZX79C3V6		5000 / Bulk Bag
BZX79C3V6–T50A		5000 / Fan–Fold
BZX79C3V9		5000 / Bulk Bag
BZX79C3V9–T50A		5000 / Fan–Fold
BZX79C4V3		5000 / Bulk Bag
BZX79C4V3–T50A		5000 / Fan–Fold
BZX79C4V7		5000 / Bulk Bag
BZX79C4V7–T50A		5000 / Fan–Fold
BZX79C5V1		5000 / Bulk Bag
BZX79C5V1–T50A		5000 / Fan–Fold
BZX79C5V6		5000 / Bulk Bag
BZX79C5V6–T50A		5000 / Fan–Fold
BZX79C5V6TR		5000 / Tape & Reel

BZX79C2V4 – BZX79C18

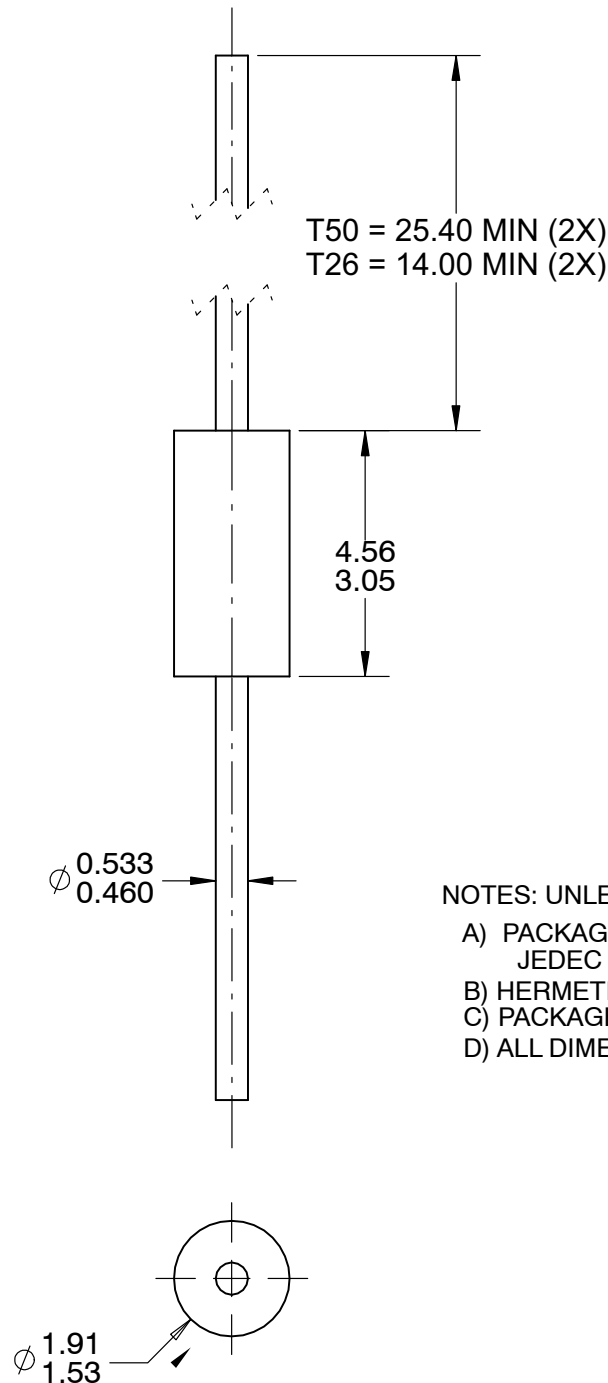
ORDERING INFORMATION (continued)

Part Number	Package	Shipping [†]
BZX79C6V2	Axial Lead	5000 / Bulk Bag
BZX79C6V2–T50A		5000 / Fan–Fold
BZX79C6V2–T50R		5000 / Tape & Reel
BZX79C6V8		5000 / Bulk Bag
BZX79C6V8–T50A		5000 / Fan–Fold
BZX79C7V5–T50A		5000 / Fan–Fold
BZX79C8V2		5000 / Bulk Bag
BZX79C8V2–T50A		5000 / Fan–Fold
BZX79C9V1		5000 / Bulk Bag
BZX79C9V1–T50A		5000 / Fan–Fold

[†]For information on tape and reel specifications, including part orientation and tape sizes, please refer to our Tape and Reel Packaging Specifications Brochure, BRD8011/D.

AXIAL LEAD
CASE 017AG
ISSUE O

DATE 31 AUG 2016



NOTES: UNLESS OTHERWISE SPECIFIED

- A) PACKAGE STANDARD REFERENCE:
JEDEC DO-204, VARIATION AH.
- B) HERMETICALLY SEALED GLASS PACKAGE.
- C) PACKAGE WEIGHT IS 0.137 GRAM.
- D) ALL DIMENSIONS ARE IN MILLIMETERS.

DOCUMENT NUMBER:	98AON13443G	Electronic versions are uncontrolled except when accessed directly from the Document Repository. Printed versions are uncontrolled except when stamped "CONTROLLED COPY" in red.
DESCRIPTION:	AXIAL LEAD	PAGE 1 OF 1

onsemi and onsemi are trademarks of Semiconductor Components Industries, LLC dba onsemi or its subsidiaries in the United States and/or other countries. onsemi reserves the right to make changes without further notice to any products herein. onsemi makes no warranty, representation or guarantee regarding the suitability of its products for any particular purpose, nor does onsemi assume any liability arising out of the application or use of any product or circuit, and specifically disclaims any and all liability, including without limitation special, consequential or incidental damages. onsemi does not convey any license under its patent rights nor the rights of others.

onsemi, **Onsemi**, and other names, marks, and brands are registered and/or common law trademarks of Semiconductor Components Industries, LLC dba "**onsemi**" or its affiliates and/or subsidiaries in the United States and/or other countries. **onsemi** owns the rights to a number of patents, trademarks, copyrights, trade secrets, and other intellectual property. A listing of **onsemi**'s product/patent coverage may be accessed at www.onsemi.com/site/pdf/Patent-Marking.pdf. **onsemi** reserves the right to make changes at any time to any products or information herein, without notice. The information herein is provided "as-is" and **onsemi** makes no warranty, representation or guarantee regarding the accuracy of the information, product features, availability, functionality, or suitability of its products for any particular purpose, nor does **onsemi** assume any liability arising out of the application or use of any product or circuit, and specifically disclaims any and all liability, including without limitation special, consequential or incidental damages. Buyer is responsible for its products and applications using **onsemi** products, including compliance with all laws, regulations and safety requirements or standards, regardless of any support or applications information provided by **onsemi**. "Typical" parameters which may be provided in **onsemi** data sheets and/or specifications can and do vary in different applications and actual performance may vary over time. All operating parameters, including "Typicals" must be validated for each customer application by customer's technical experts. **onsemi** does not convey any license under any of its intellectual property rights nor the rights of others. **onsemi** products are not designed, intended, or authorized for use as a critical component in life support systems or any FDA Class 3 medical devices or medical devices with a same or similar classification in a foreign jurisdiction or any devices intended for implantation in the human body. Should Buyer purchase or use **onsemi** products for any such unintended or unauthorized application, Buyer shall indemnify and hold **onsemi** and its officers, employees, subsidiaries, affiliates, and distributors harmless against all claims, costs, damages, and expenses, and reasonable attorney fees arising out of, directly or indirectly, any claim of personal injury or death associated with such unintended or unauthorized use, even if such claim alleges that **onsemi** was negligent regarding the design or manufacture of the part. **onsemi** is an Equal Opportunity/Affirmative Action Employer. This literature is subject to all applicable copyright laws and is not for resale in any manner.

ADDITIONAL INFORMATION

TECHNICAL PUBLICATIONS:

Technical Library: www.onsemi.com/design/resources/technical-documentation
onsemi Website: www.onsemi.com

ONLINE SUPPORT: www.onsemi.com/support

For additional information, please contact your local Sales Representative at
www.onsemi.com/support/sales

Mouser Electronics

Authorized Distributor

Click to View Pricing, Inventory, Delivery & Lifecycle Information:

[onsemi:](#)

[BZX79C5V6TR](#) [BZX79C10](#) [BZX79C3V9](#) [BZX79C39](#) [BZX79C51](#) [BZX79C3V3](#) [BZX79C7V5](#) [BZX79C9V1](#)
[BZX79C12](#) [BZX79C6V2](#) [BZX79C15](#) [BZX79C30](#) [BZX79C2V7](#) [BZX79C24](#) [BZX79C3V6](#) [BZX79C33](#) [BZX79C20](#)
[BZX79C4V7](#) [BZX79C8V2](#) [BZX79C4V3](#) [BZX79C2V4](#) [BZX79C18](#) [BZX79C5V1](#) [BZX79C5V6](#) [BZX79C11](#) [BZX79C27](#)
[BZX79C13](#) [BZX79C6V8](#) [BZX79C36](#) [BZX79C15-T50R](#) [BZX79C15-T50A](#) [BZX79C3V9-T50A](#) [BZX79C8V2-T50A](#)
[BZX79C3V6-T50A](#) [BZX79C24-T50A](#) [BZX79C36-T50A](#) [BZX79C4V7-T50A](#) [BZX79C6V2-T50A](#) [BZX79C6V2-T50R](#)
[BZX79C9V1-T50A](#) [BZX79C20-T50A](#) [BZX79C51-T50A](#) [BZX79C5V1-T50A](#) [BZX79C2V7-T50A](#) [BZX79C4V3-T50A](#)
[BZX79C11-T50A](#) [BZX79C16-T50A](#) [BZX79C10-T50A](#) [BZX79C13-T50A](#) [BZX79C30-T50A](#) [BZX79C18-T50A](#)
[BZX79C2V4-T50A](#) [BZX79C3V3-T50A](#) [BZX79C27-T50A](#) [BZX79C33-T50A](#) [BZX79C7V5-T50A](#) [BZX79C12-T50A](#)
[BZX79C5V6-T50A](#) [BZX79C6V8-T50A](#)